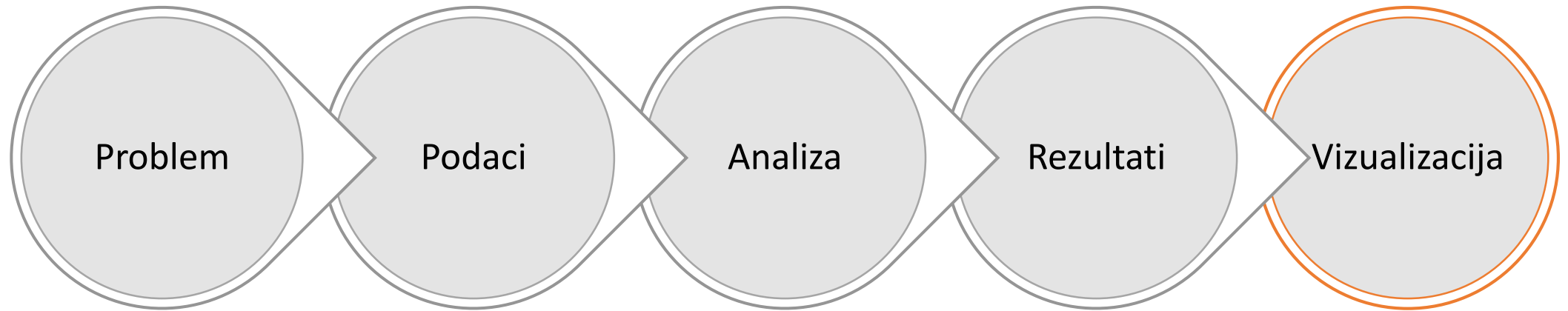


Prikaz rezultata po (NUTS-2) administrativnim jedinicama (zemalja EU-28)

Mia Dragović, MBA



Proces rada



Problem

- Iako sve zemlje članice EU rade na tranziciji prema nisko-ugljičnom energetsom sustavu – budućnost nije svima jednaka
- Kako će pojedini scenariji razvoja utjecati na pojedine grane industrije? U kojim (NUTS-2) regijama?
- Razviti skupinu indikatora za industrijski sektor disagregiranih po NUTS-2 regijama koji će ukazati na potencijalne snage ili slabosti

Podaci

- Structural business statistics (Eurostat)
 - SBS data by NUTS 2 regions and NACE Rev. 2 (from 2008 onwards)
 - <http://ec.europa.eu/eurostat/data/database>
- GISCO – the Geographical Information System of the COmission
 - Administrative units NUTS 2013
 - <http://ec.europa.eu/eurostat/web/gisco/geodata/reference-data>


Podaci o industriji

INDIC_SB	INDIC_SB_LABEL	GEO	GEO_LABEL	NACE_R2	NACE_R2_LABEL	TIME	Value	Flag and Footnotes
V94310	Share of employment in m	BE	Belgium	B	Mining and quarrying	2015	:	
V94310	Share of employment in m	BE	Belgium	B05	Mining of coal and lignite	2015	:	
V94310	Share of employment in m	BE	Belgium	B06	Extraction of crude petroleum	2015	:	
V94310	Share of employment in m	BE	Belgium	B07	Mining of metal ores	2015	:	
V94310	Share of employment in m	BE	Belgium	B08	Other mining and quarrying	2015	:	
V94310	Share of employment in m	BE	Belgium	B09	Mining support service activities	2015	:	
V94310	Share of employment in m	BE	Belgium	C	Manufacturing	2015	100	
V94310	Share of employment in m	BE	Belgium	C10	Manufacture of food products	2015	17,3	
V94310	Share of employment in m	BE	Belgium	C11	Manufacture of beverages	2015	2	
V94310	Share of employment in m	BE	Belgium	C12	Manufacture of tobacco products	2015	0,3	
V94310	Share of employment in m	BE	Belgium	C13	Manufacture of textiles	2015	3,5	
V94310	Share of employment in m	BE	Belgium	C14	Manufacture of wearing apparel	2015	0,7	
V94310	Share of employment in m	BE	Belgium	C15	Manufacture of leather and leather goods	2015	0,1	
V94310	Share of employment in m	BE	Belgium	C16	Manufacture of wood and of products of wood and cork, except furniture			
V94310	Share of employment in m	BE	Belgium	C17	Manufacture of paper and printing	2015	2,2	
V94310	Share of employment in m	BE	Belgium	C18	Printing and reproduction of recorded media	2015	3,4	
V94310	Share of employment in m	BE	Belgium	C19	Manufacture of coke and refined petroleum	2015	:	c
V94310	Share of employment in m	BE	Belgium	C20	Manufacture of chemicals and chemical products	2015	9	
V94310	Share of employment in m	BE	Belgium	C21	Manufacture of basic pharmaceuticals	2015	4,9	
V94310	Share of employment in m	BE	Belgium	C22	Manufacture of rubber and plastic products	2015	4,6	
V94310	Share of employment in m	BE	Belgium	C23	Manufacture of other non-metallic mineral products	2015	5,6	
V94310	Share of employment in m	BE	Belgium	C24	Manufacture of basic metals	2015	5	
V94310	Share of employment in m	BE	Belgium	C25	Manufacture of fabricated metal products	2015	11,1	
V94310	Share of employment in m	BE	Belgium	C26	Manufacture of computer, electronic and optical equipment	2015	2,2	
V94310	Share of employment in m	BE	Belgium	C27	Manufacture of electrical equipment	2015	3,1	
V94310	Share of employment in m	BE	Belgium	C28	Manufacture of machinery and equipment	2015	6,3	
V94310	Share of employment in m	BE	Belgium	C29	Manufacture of motor vehicles	2015	6	
V94310	Share of employment in m	BE	Belgium	C30	Manufacture of other transport equipment	2015	:	c
V94310	Share of employment in m	BE	Belgium	C31	Manufacture of furniture	2015	2,5	
V94310	Share of employment in m	BE	Belgium	C32	Other manufacturing	2015	1,8	
V94310	Share of employment in m	BE	Belgium	C33	Repair and installation of machinery and equipment	2015	3,9	
V94310	Share of employment in m	BE	Belgium	D	Electricity, gas, steam and hot water supply	2015	:	
V94310	Share of employment in m	BE	Belgium	D35	Electricity, gas, steam and hot water supply	2015	:	
V94310	Share of employment in m	BE	Belgium	E	Water supply			

Podaci o industriji

INDIC_SB	INDIC_SB_LABEL	GEO	GEO_LABEL	NACE_R2	NACE_R2_LABEL	TIME	Value	Flag and Footnotes
V94310	Share of employment in m BE	Belgium	B	Mining and quarrying	2015	:		
V94310	Share of employment in m BE	Belgium	B05	Mining of coal and lignite	2015	:		
V94310	Share of employment in m BE	Belgium	B06	Extraction of crude petroleum	2015	:		
V94310	Share of employment in m BE	Belgium	B07	Mining of metal ores	2015	:		
V94310	Share of employment in m BE	Belgium	B08	Other mining and quarrying	2015	:		
V94310	Share of employment in m BE	Belgium	B09	Mining support service activities	2015	:		
V94310	Share of employment in m BE	Belgium	C	Manufacturing	2015		100	
V94310	Share of employment in m BE	Belgium	C10	Manufacture of food products	2015		17,3	
V94310	Share of employment in m BE	Belgium	C11	Manufacture of beverages	2015		2	
V94310	Share of employment in m BE	Belgium	C12	Manufacture of tobacco products	2015		0,3	
V94310	Share of employment in m BE	Belgium	C13	Manufacture of textiles	2015		3,5	
V94310	Share of employment in m BE	Belgium	C14	Manufacture of wearing apparel	2015		0,7	
V94310	Share of employment in m BE	Belgium	C15	Manufacture of leather and leather goods	2015		0,1	
V94310	Share of employment in m BE	Belgium	C16	Manufacture of wood and of products of wood and cork, except furniture				
V94310	Share of employment in m BE	Belgium	C17	Manufacture of paper and printing	2015		2,2	
V94310	Share of employment in m BE	Belgium	C18	Printing and reproduction of recorded media	2015		3,4	
V94310	Share of employment in m BE	Belgium	C19	Manufacture of coke and refined petroleum	2015	:		c
V94310	Share of employment in m BE	Belgium	C20	Manufacture of chemicals and chemical products	2015		9	
V94310	Share of employment in m BE	Belgium	C21	Manufacture of basic pharmaceuticals	2015		4,9	
V94310	Share of employment in m BE	Belgium	C22	Manufacture of rubber and plastic products	2015		4,6	
V94310	Share of employment in m BE	Belgium	C23	Manufacture of other non-metallic mineral products	2015		5,6	
V94310	Share of employment in m BE	Belgium	C24	Manufacture of basic metals	2015		5	
V94310	Share of employment in m BE	Belgium	C25	Manufacture of fabricated metal products	2015		11,1	
V94310	Share of employment in m BE	Belgium	C26	Manufacture of computer, electronic and optical equipment	2015		2,2	
V94310	Share of employment in m BE	Belgium	C27	Manufacture of electrical equipment	2015		3,1	
V94310	Share of employment in m BE	Belgium	C28	Manufacture of machinery and equipment	2015		6,3	
V94310	Share of employment in m BE	Belgium	C29	Manufacture of motor vehicles	2015		6	
V94310	Share of employment in m BE	Belgium	C30	Manufacture of other transport equipment	2015	:		c
V94310	Share of employment in m BE	Belgium	C31	Manufacture of furniture	2015		2,5	
V94310	Share of employment in m BE	Belgium	C32	Other manufacturing	2015		1,8	
V94310	Share of employment in m BE	Belgium	C33	Repair and installation of machinery and equipment	2015		3,9	
V94310	Share of employment in m BE	Belgium	D	Electricity, gas, steam and hot water supply	2015	:		
V94310	Share of employment in m BE	Belgium	D35	Electricity, gas, steam and hot water supply	2015	:		
V94310	Share of employment in m BE	Belgium	E	Water supply				

GIS podloge



eurostat
Your key to European statistics

Sign In | Register

Legal notice | RSS | Cookies | Links | Contact | English

Type a keyword, a publication title, a dataset title...

NewsDataPublicationsAbout EurostatHelp

European Commission > Eurostat > GISCO > Geodata > Reference data > Administrative Units / Statistical Units > NUTS

GISCO: GEOGRAPHICAL INFORMATION AND MAPS

Overview

- ▲ Geodata
 - Release calendar
 - ▼ Reference data
 - ▼ GISCO activities
 - Frequently asked questions (FAQ)

NUTS

Please be aware that there are specific [download provisions](#) for the datasets shown below which must be respected. The download and usage of these data is subject to their acceptance.

Access to the datasets is additionally provided via the [GISCO data distribution REST API](#) which includes data in different coordinate reference systems.

Administrative or Statistical unit	Version date	Scale	File format to download					API
			SHP	TopoJSON	geoJSON	GDB	EPS	
NUTS 2013	03/12/2015	1:1 Million	ZIP	ZIP	ZIP	ZIP	ZIP	API
		1:3 Million	ZIP	ZIP	ZIP	ZIP	ZIP	API
		1:10 Million	ZIP	ZIP	ZIP	ZIP	ZIP	API
		1:20 Million	ZIP	ZIP	ZIP	ZIP	ZIP	API
		1:60 Million	ZIP	ZIP	ZIP	ZIP	ZIP	API

GIS podloge

QGIS NUTS_RG_03M_2013_3035_LEVL_2 :: Features Total: 320, Filtered: 320, Selected: 0

	CNTR_CODE	FID	LEVL_CODE	NUTS_ID	NUTS_NAME
1	FR	FR24	2	FR24	Centre
2	FR	FR62	2	FR62	Midi-Pyrénées
3	FR	FRA5	2	FRA5	Mayotte
4	IT	ITF3	2	ITF3	Campania
5	IT	ITF4	2	ITF4	Puglia
6	FR	FR25	2	FR25	Basse-Normandie
7	IT	ITF6	2	ITF6	Calabria
8	IT	ITH1	2	ITH1	Provincia Autono...
9	FR	FR63	2	FR63	Limousin
10	FR	FR72	2	FR72	Auvergne
11	IT	ITH2	2	ITH2	Provincia Autono...
12	IT	ITH3	2	ITH3	Veneto
13	LT	LT00	2	LT00	Lietuva
14	IT	ITG1	2	ITG1	Sicilia
15	FR	FR71	2	FR71	Rhône-Alpes
16	IT	ITH4	2	ITH4	Friuli-Venezia Giulia
17	IT	ITH5	2	ITH5	Emilia-Romagna
18	LU	LU00	2	LU00	Luxembourg
19	LV	LV00	2	LV00	Latvija
20	IT	ITG2	2	ITG2	Sardegna

GIS podloge

QGIS NUTS_RG_03M_2013_3035_LEVL_2 :: Features Total: 320, Filtered: 320, Selected: 0

	CNTR_CODE	FID	LEVL_CODE	NUTS_ID	NUTS_NAME
1	FR	FR24	2	FR24	Centre
2	FR	FR62	2	FR62	Midi-Pyrénées
3	FR	FRA5	2	FRA5	Mayotte
4	IT	ITF3	2	ITF3	Campania
5	IT	ITF4	2	ITF4	Puglia
6	FR	FR25	2	FR25	Basse-Normandie
7	IT	ITF6	2	ITF6	Calabria
8	IT	ITH1	2	ITH1	Provincia Autono...
9	FR	FR63	2	FR63	Limousin
10	FR	FR72	2	FR72	Auvergne
11	IT	ITH2	2	ITH2	Provincia Autono...
12	IT	ITH3	2	ITH3	Veneto
13	LT	LT00	2	LT00	Lietuva
14	IT	ITG1	2	ITG1	Sicilia
15	FR	FR71	2	FR71	Rhône-Alpes
16	IT	ITH4	2	ITH4	Friuli-Venezia Giulia
17	IT	ITH5	2	ITH5	Emilia-Romagna
18	LU	LU00	2	LU00	Luxembourg
19	LV	LV00	2	LV00	Latvija
20	IT	ITG2	2	ITG2	Sardegna

Alati

- Excel
- QGIS 3.0.2 Girona
 - www.qgis.org



Analiza

$$IND_{5,rising} = \frac{\sum_{benefiting\ industries} EMP}{EMP_{total\ industry}}$$


























- EMP = broj zaposlenih
- rising = C26 (Manufacture of computer, electronic and optical products)

Rezultati

GEO	GEO Label	IND5R
BE	Belgium	2,2%
BE1	Région de Bruxelles-Capitale / Brussels Hoofds	1,1%
BE10	Région de Bruxelles-Capitale / Brussels Hoofds	1,1%
BE2	Vlaams Gewest	1,8%
BE21	Prov. Antwerpen	1,2%
BE22	Prov. Limburg (BE)	2,0%
BE23	Prov. Oost-Vlaanderen	2,9%
BE24	Prov. Vlaams-Brabant	1,4%
BE25	Prov. West-Vlaanderen	1,6%
BE3	Région wallonne	3,4%
BE31	Prov. Brabant Wallon	4,9%
BE32	Prov. Hainaut	1,6%
BE33	Prov. Liège	5,7%
BE34	Prov. Luxembourg (BE)	0,1%
BE35	Prov. Namur	0,5%
BG	Bulgaria	1,8%
BG3	Severna i yugoiztochna Bulgaria	0,8%
BG31	Severozapaden	1,1%
BG32	Severen tsentralen	1,0%
BG33	Severoiztochen	0,7%
BG34	Yugoiztochen	0,4%
BG4	Yugozapadna i yuzhna tsentralna Bulgaria	2,7%
BG41	Yugozapaden	3,5%
BG42	Yuzhen tsentralen	1,9%
CZ	Czech Republic	3,4%
CZ0	Ceská republika	3,4%
CZ01	Praha	4,6%
CZ02	Střední Čechy	3,0%
CZ03	Jihozápad	3,2%
CZ04	Severozápad	1,0%
CZ05	Severovýchod	6,0%
CZ06	Jihovýchod	2,1%
CZ07	Střední Morava	3,9%
CZ08	Moravskoslezsko	2,8%


























GIS podloga

- NUTS_RG_03M_2013_3035_LEVL_2

	NUTS_LB_2013_4326_LEVL_3.dbf	23.2.2018, 11:58	DBF File	174 KB
	NUTS_LB_2013_4326_LEVL_3.prj	23.2.2018, 11:58	PRJ File	1 KB
	NUTS_LB_2013_4326_LEVL_3.shp	23.2.2018, 11:58	SHP File	93 KB
	NUTS_LB_2013_4326_LEVL_3.shx	23.2.2018, 11:58	SHX File	12 KB
	NUTS_RG_03M_2013_3035.cpg	23.2.2018, 11:37	CPG File	1 KB
	NUTS_RG_03M_2013_3035.dbf	23.2.2018, 11:37	DBF File	229 KB
	NUTS_RG_03M_2013_3035.prj	23.2.2018, 11:37	PRJ File	1 KB
	NUTS_RG_03M_2013_3035.shp	23.2.2018, 11:37	SHP File	9.887 KB
	NUTS_RG_03M_2013_3035.shx	23.2.2018, 11:37	SHX File	16 KB
	NUTS_RG_03M_2013_3035_LEVL_0.cpg	23.2.2018, 11:37	CPG File	1 KB
	NUTS_RG_03M_2013_3035_LEVL_0.dbf	23.2.2018, 11:37	DBF File	4 KB
	NUTS_RG_03M_2013_3035_LEVL_0.prj	23.2.2018, 11:37	PRJ File	1 KB
	NUTS_RG_03M_2013_3035_LEVL_0.shp	23.2.2018, 11:37	SHP File	1.480 KB
	NUTS_RG_03M_2013_3035_LEVL_0.shx	23.2.2018, 11:37	SHX File	1 KB
	NUTS_RG_03M_2013_3035_LEVL_1.cpg	23.2.2018, 11:37	CPG File	1 KB
	NUTS_RG_03M_2013_3035_LEVL_1.dbf	23.2.2018, 11:37	DBF File	11 KB
	NUTS_RG_03M_2013_3035_LEVL_1.prj	23.2.2018, 11:37	PRJ File	1 KB
	NUTS_RG_03M_2013_3035_LEVL_1.shp	23.2.2018, 11:37	SHP File	1.926 KB
	NUTS_RG_03M_2013_3035_LEVL_1.shx	23.2.2018, 11:37	SHX File	2 KB
	NUTS_RG_03M_2013_3035_LEVL_2.cpg	23.2.2018, 11:37	CPG File	1 KB
	NUTS_RG_03M_2013_3035_LEVL_2.dbf	23.2.2018, 11:37	DBF File	31 KB
	NUTS_RG_03M_2013_3035_LEVL_2.prj	23.2.2018, 11:37	PRJ File	1 KB
	NUTS_RG_03M_2013_3035_LEVL_2.shp	23.2.2018, 11:37	SHP File	2.463 KB
	NUTS_RG_03M_2013_3035_LEVL_2.shx	23.2.2018, 11:37	SHX File	3 KB
	NUTS_RG_03M_2013_3035_LEVL_3.cpg	23.2.2018, 11:38	CPG File	1 KB

GIS podloga

- NUTS_RG_03M_2013_3035_LEVL_2

	NUTS_LB_2013_4326_LEVL_3.dbf	23.2.2018, 11:58	DBF File	174 KB
	NUTS_LB_2013_4326_LEVL_3.prj	23.2.2018, 11:58	PRJ File	1 KB
	NUTS_LB_2013_4326_LEVL_3.shp	23.2.2018, 11:58	SHP File	93 KB
	NUTS_LB_2013_4326_LEVL_3.shx	23.2.2018, 11:58	SHX File	12 KB
	NUTS_RG_03M_2013_3035.cpg	23.2.2018, 11:37	CPG File	1 KB
	NUTS_RG_03M_2013_3035.dbf	23.2.2018, 11:37	DBF File	229 KB
	NUTS_RG_03M_2013_3035.prj	23.2.2018, 11:37	PRJ File	1 KB
	NUTS_RG_03M_2013_3035.shp	23.2.2018, 11:37	SHP File	9.887 KB
	NUTS_RG_03M_2013_3035.shx	23.2.2018, 11:37	SHX File	16 KB
	NUTS_RG_03M_2013_3035_LEVL_0.cpg	23.2.2018, 11:37	CPG File	1 KB
	NUTS_RG_03M_2013_3035_LEVL_0.dbf	23.2.2018, 11:37	DBF File	4 KB
	NUTS_RG_03M_2013_3035_LEVL_0.prj	23.2.2018, 11:37	PRJ File	1 KB
	NUTS_RG_03M_2013_3035_LEVL_0.shp	23.2.2018, 11:37	SHP File	1.480 KB
	NUTS_RG_03M_2013_3035_LEVL_0.shx	23.2.2018, 11:37	SHX File	1 KB
	NUTS_RG_03M_2013_3035_LEVL_1.cpg	23.2.2018, 11:37	CPG File	1 KB
	NUTS_RG_03M_2013_3035_LEVL_1.dbf	23.2.2018, 11:37	DBF File	11 KB
	NUTS_RG_03M_2013_3035_LEVL_1.prj	23.2.2018, 11:37	PRJ File	1 KB
	NUTS_RG_03M_2013_3035_LEVL_1.shp	23.2.2018, 11:37	SHP File	1.926 KB
	NUTS_RG_03M_2013_3035_LEVL_1.shx	23.2.2018, 11:37	SHX File	2 KB
	NUTS_RG_03M_2013_3035_LEVL_2.cpg	23.2.2018, 11:37	CPG File	1 KB
	NUTS_RG_03M_2013_3035_LEVL_2.dbf	23.2.2018, 11:37	DBF File	31 KB
	NUTS_RG_03M_2013_3035_LEVL_2.prj	23.2.2018, 11:37	PRJ File	1 KB
	NUTS_RG_03M_2013_3035_LEVL_2.shp	23.2.2018, 11:37	SHP File	2.463 KB
	NUTS_RG_03M_2013_3035_LEVL_2.shx	23.2.2018, 11:37	SHX File	3 KB
	NUTS_RG_03M_2013_3035_LEVL_3.cpg	23.2.2018, 11:38	CPG File	1 KB

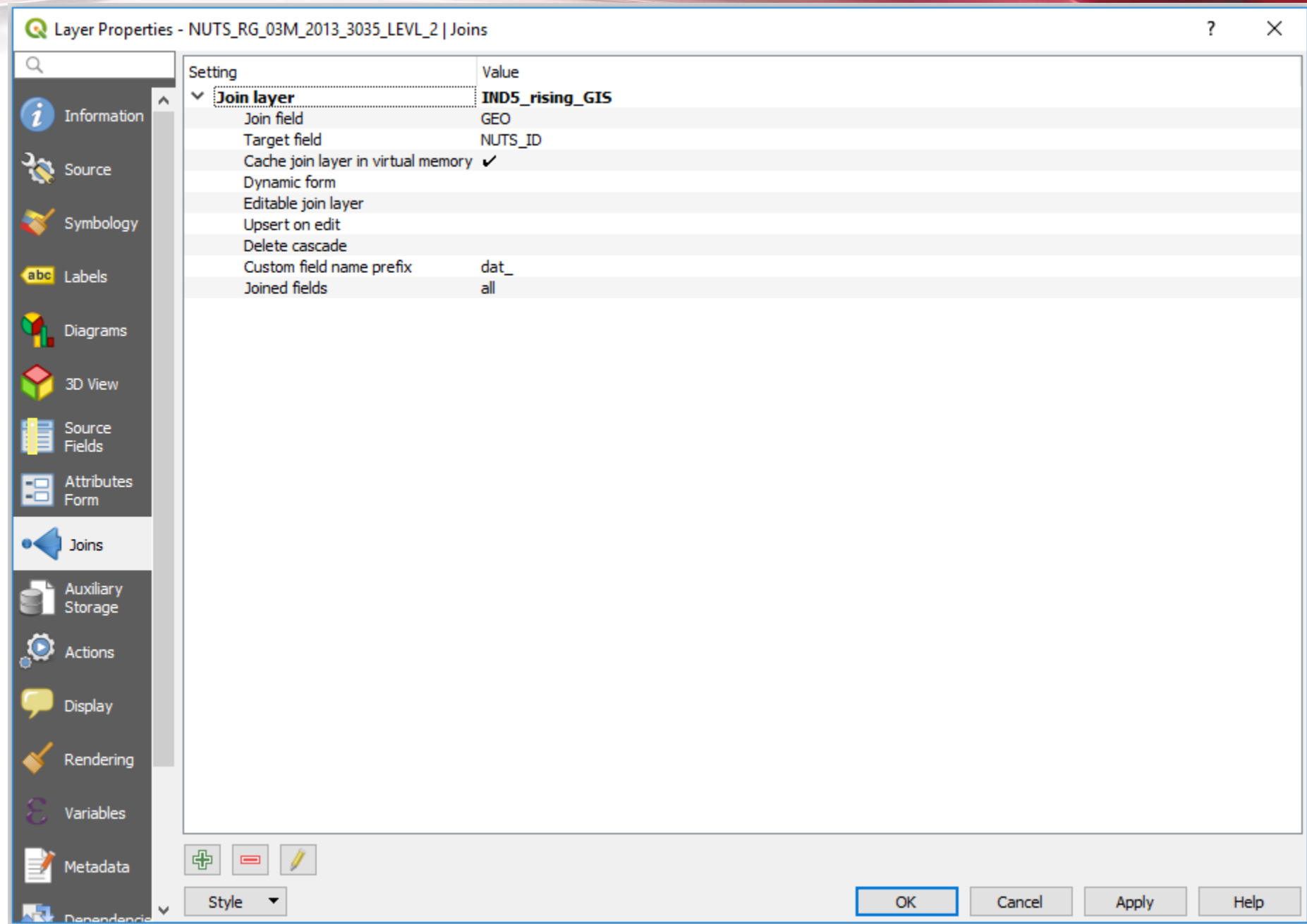
GIS podloga

- NUTS_RG_03M_2013_3035_LEVL_2.shp
- Oprez:
 - NUTS razina (0, 1, 2, 3)
 - Koordinatni sustav
 - Geometrijski oblici (linija, poligon, točka)
 - Encoding (UTF-8)

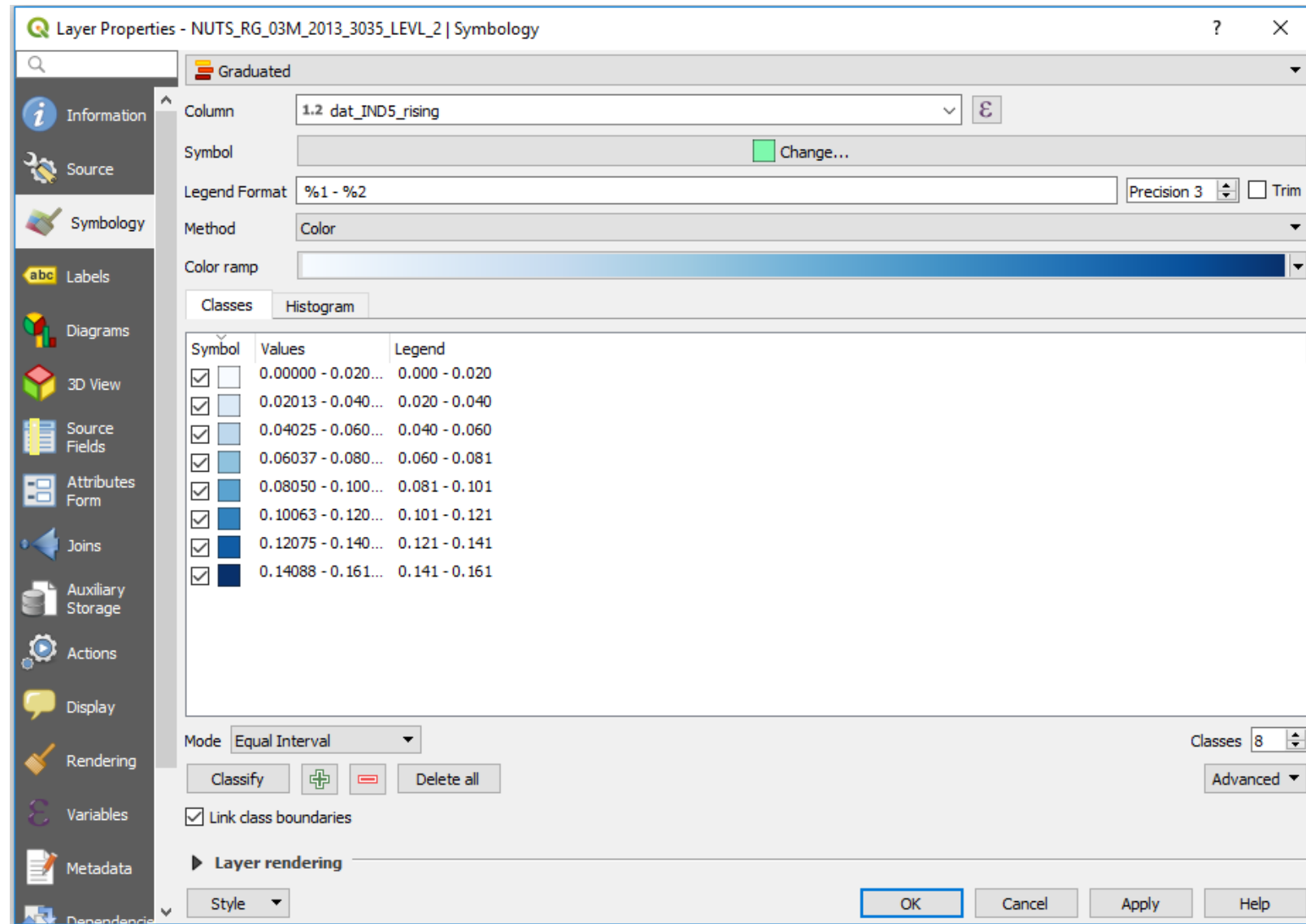
GIS uvoz podataka

- Kartografska podloga
- Podaci
- Provjera:
 - atributna tablica,
 - encoding,
 - tipovi podataka

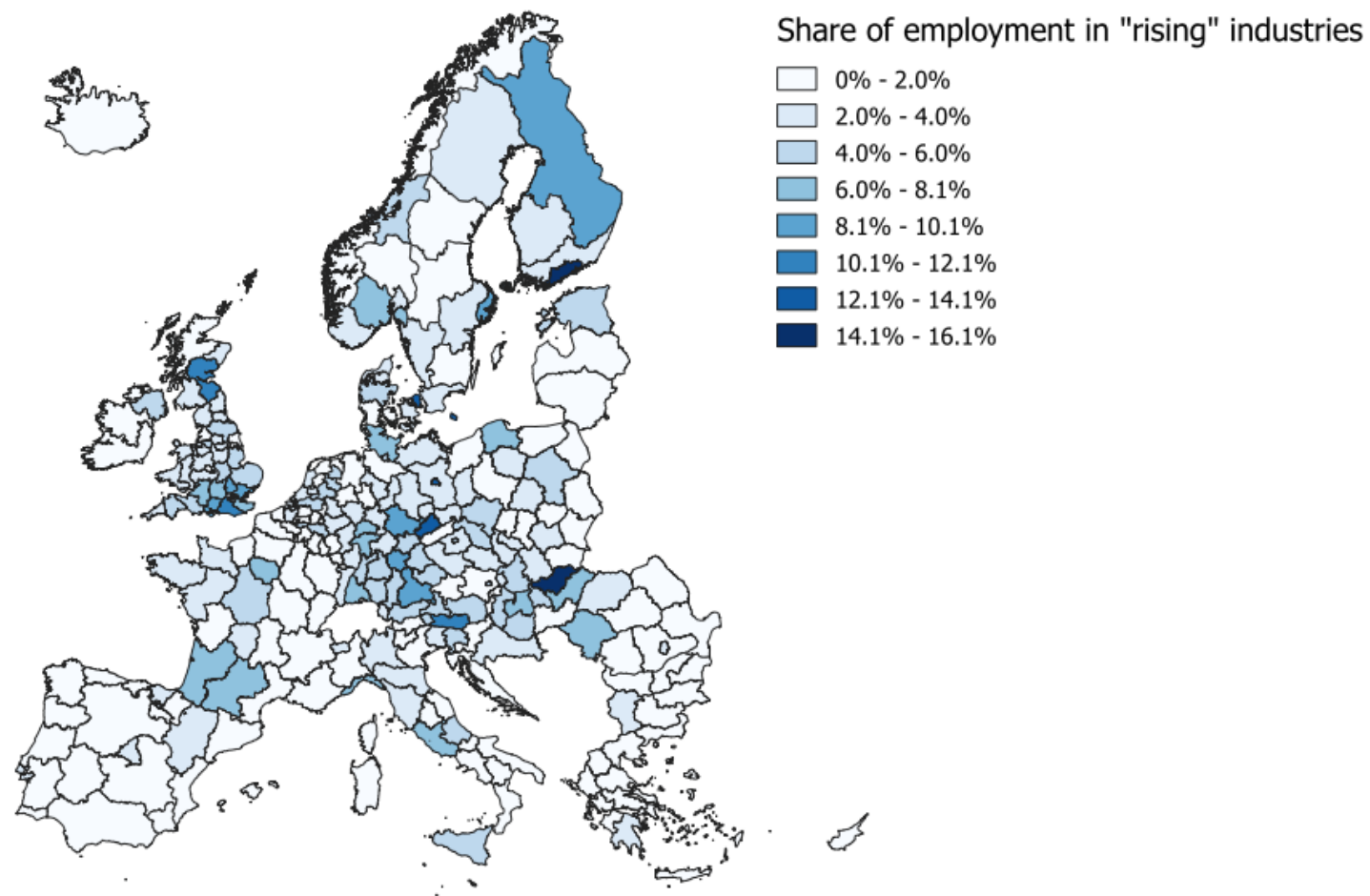
GIS join

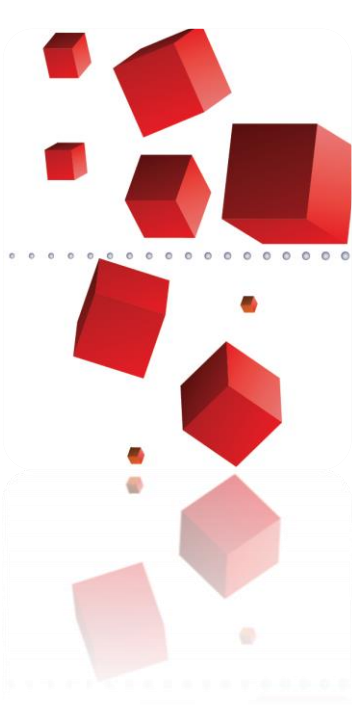


GIS svojstva prikaza



Vizualizacija





Hvala